

INDEPENDENT AUDITOR'S REPORTTO THE MEMBERS OF **RR INFRA ESTATES PRIVATE LIMITED****Report on the Standalone Financial Statements**

I have audited the accompanying standalone Ind AS financial statements of **RR INFRA ESTATES PRIVATE LIMITED** ("the Company"), which comprise the Balance Sheet as at 31 March 2018, the Statement of Profit and Loss (including Other Comprehensive Income), the Cash Flow Statement and the statement of change in Equity for the year then ended and a summary of the significant accounting policies and other explanatory information (hereinafter referred to as "the standalone Ind AS financial statements").

Management's Responsibility for the Standalone Financial Statements

The Company's Board of Directors is responsible for the matters stated in Section 134(5) of the Companies Act, 2013 ("the Act") with respect to the preparation of these standalone Ind AS financial statements that give a true and fair view of the financial position, financial performance (including other comprehensive income), cash flows and change in equity of the Company in accordance with the accounting principles generally accepted in India, including the Indian Accounting Standards (Ind AS) prescribed under Section 133 of the Act, read with the companies (Indian Accounting Standards) Rule 2015, as amended, and other accounting principal accepted in India.

This responsibility also includes maintenance of adequate accounting records in accordance with the provisions of the Act for safeguarding the assets of the Company and for preventing and detecting frauds and other irregularities; selection and application of appropriate accounting policies; making judgments and estimates that are reasonable and prudent; and design, implementation and maintenance of adequate internal financial controls, that were operating effectively for ensuring the accuracy and completeness of the accounting records, relevant to the preparation and presentation of the standalone Ind AS financial statements that give a true and fair view and are free from material misstatement, whether due to fraud or error.

Auditors' Responsibility

My responsibility is to express an opinion on these Standalone financial statements based on my audit.

I have taken into account the provisions of the Act, the accounting and auditing standards and matters which are required to be included in the audit report under the provisions of the Act and the Rules made there under.

I conducted my audit in accordance with the Standards on Auditing specified under Section 143(10) of the Act and other applicable authoritative pronouncements issued by the Institute of Chartered Accountants of India. Those Standards require that I comply with ethical requirements and plan and perform the audit to obtain reasonable assurance about whether the financial statements are free from material misstatement.

An audit involves performing procedures to obtain audit evidence about the amounts and the disclosures in the financial statements. The procedures selected depend on the auditor's judgment, including the assessment of the risks of material misstatement of the financial statements, whether due to fraud or error. In making those risk assessments, the auditor considers internal financial control relevant to the Company's preparation of the financial statements that give a true and fair view in order to design audit procedures that are appropriate in the circumstances. An audit also includes evaluating the appropriateness of the accounting policies used and the reasonableness of the accounting estimates made by the Company's Board of Directors, as well as evaluating the overall presentation of the standalone financial statements.



I believe that the audit evidence I have obtained is sufficient and appropriate to provide a basis for my audit opinion on the standalone financial statements.

Opinion

In my opinion and to the best of my information and according to the explanations given to me, the aforesaid standalone financial statements give the information required by the Act in the manner so required and give a true and fair view in conformity with the accounting principles generally accepted in India, of the state of affairs of the Company as at 31 March 2018, and its loss (including Other comprehensive income), its cash flows and the statement of Changes in equity for the year ended on that date.

Emphasis of Matter

I draw your attention to the following matters in the notes to the financial statements:

Note 03 to the financial statement regarding not providing Depreciation on Fixed Assets, as in the opinion of the management no business activity during the year

My opinion is not modified in respect of these matters.

Other Matters

The comparative financial information of the company for the year ended March 31, 2017 and the transition date opening balance sheet as at 1st April 2016 included in these standalone Ind AS financial statements, are based on previously issued statutory financial statements prepared in accordance with the companies (Accounting Standards) Rules, 2006 audited by me and my report on the comparative financial information dated 14th July 2016 and 30st May 2017 respectively, expressed an unmodified opinion on those financial statements and has been restated to comply with Ind AS. Adjustments made to the previously issued said statutory financial information for the difference in the accounting principles adopted by the company on transition to the Ind AS have not audited by me.

My opinion is not modified in respect of these matters

Report on Other Legal and Regulatory Requirements

1. As required by the Companies (Auditors' Report) Order, 2016 ("the Order") issued by the Central Government of India in terms of sub-section (11) of section 143 of the Act (hereinafter referred as the "order"), and on the basis of such checks of the books and records of the company as I considered appropriate and according to the information & explanations given to me, I give in the Annexure A, a statement on the matters Specified in paragraphs 3 and 4 of the Order, to the extent applicable.
2. As required by section 143(3) of the Act, I report that :
 - a. I have sought and obtained all the information and explanations which to the best of my knowledge and belief were necessary for the purpose of my audit.
 - b. In my opinion proper books of account as required by law have been kept by the Company so far as it appears from My examination of those books;



SANDEEP RAMESH GUPTA & CO.


CHARTERED ACCOUNTANTS

90/31 B, 1st Floor, Malviya Nagar, New Delhi-110017

- c. The Balance Sheet, the Statement of Profit and Loss (including Other comprehensive income), the Cash Flow Statement and statement change in equity dealt with by this Report are in agreement with the books of account;
- d. In my opinion, the aforesaid standalone financial statements comply with the applicable Indian Accounting Standards specified under Section 133 of the Act, read with Companies (Indian Accounting Standards) Rules 2015, as amended;
- e. On the basis of written representations received from the directors as on 31 March 2018 and taken on record by the Board of Directors, none of the directors is disqualified as on 31 March 2018, from being appointed as a director in terms of Section 164(2) of the Act;
- f. With respect to the adequacy of internal financial controls over the financial reporting of the Company and the operating effectiveness of such controls, refer to my separate report in "Annexure B", and
- g. With respect to the other matters to be included in the Auditor's Report in accordance with Rule 11 of the Companies (Audit and Auditors) Rules, 2014, in my opinion and to the best of my information and according to the explanations given to me:
- The Company has disclosed the impact of pending litigations on its standalone financial position in its financial statements – Refer Note 44 to the financial statements;
 - The Company did not have any long-term contracts including derivative contracts for which there were any material foreseeable losses;
 - There were no amounts which were required to be transferred to the Investor Education and Protection Fund by the Company during the year in consideration.

Place: New Delhi
Dated: 29-May-2018

For: SANDEEP RAMESH GUPTA & CO.
(Chartered Accountants)
Firm Regn No.011984N


(SANDEEP GUPTA)
Partner

(Membership No.90039)



Annexure - A to the Independent Auditor's Report

The Annexure referred to in My Independent Auditors' Report to the members of the Company on the financial statements for the year ended March 31, 2018, I report that:

- i.
 - a. The Company has maintained proper records of Fixed Assets but full particulars including quantitative details and situation of fixed assets has not been shown.
 - b. According to information and explanation given to me the fixed assets were physically verified during the period and no material discrepancies were noted. In my opinion, the frequency of verification is reasonable.
 - c. According to the information and explanation given to me and on the basis of the examination of records of the company, the title deeds of some of immovable properties (including Land) which were transferred from Holding Company are not held in the name of the company and are in the name of the Holding company.
- ii. As explained to me the company business does not involve inventories and accordingly, the requirement of clause (ii) of paragraph 3 of the said order is not applicable to the company.
- iii. During the year the Company has granted loans to the parties (Group companies including subsidiaries) listed in the register maintained under Section 189 of the Act. The terms & condition on which the loan has been granted were not prima facie prejudicial to the interest of the company. According to information and explanation given to me, there is no stipulation with regard to its repayment and interest. The said loan is repayable on demand.
- iv. In my opinion and according to the information and explanation given to me, the company has complied with the provisions of section 185 and 186 of the companies Act, 2013, with respect to loans and investment made.
- v. The Company has not accepted any deposits from the public within the meaning of Sections 73 to 76 of the Act, and the rules framed there under to the extent notified.
- vi. The Central Government has not prescribed the maintenance of cost records under section 148(1) of the Act, for any of the services rendered by the Company.
- vii.
 - a. According to the records of the Company and the information and explanation given to me, the Company has been generally regular in depositing its undisputed statutory dues such as Provident Fund, Employees' State Insurance, Income Tax, GST, Service Tax and any other material statutory dues whichever is applicable to the Company with the appropriate authorities during the year.



- b. According to the information and explanations given to me, no undisputed amounts payable in respect of provident fund, income tax, GST, service tax, duty of customs, cess and other material statutory dues were in arrears as at March 31, 2018 for a period of more than six months from the date they became payable.
- c. According to the information and explanation given to me, no statutory due is outstanding on account of dispute.
- viii. According to the records of the Company examined by me and the information and explanation given to me, the company does not have any loans or borrowings from the financial institution or bank or debenture holders as at the balance sheet date.
- ix. In my opinion and according to the information and the explanations given to me, the Company did not raise any money by way of initial public offer or further public offer (including debt instruments). Further, the company does not have any term loans as at the balance sheet date.
- x. Based upon the audit procedures performed and to the best of my knowledge and belief and according to the explanations given to me, no fraud by the company or any fraud on the company by its officers or employees has been noticed or reported during the year.
- xi. According to the information and explanations given to me and based on my examination of the records of the company, the company has not paid/provided for managerial remuneration in accordance with the requisite approval mandated by the provisions of section 197 read with schedule V of the Act.
- xii. In my opinion and according to the information and explanations given to me, the company is not a nidhi company. Accordingly, clause (xii) of paragraph 3 of the order is not applicable.
- xiii. According to the information and explanations given to me and based on my examination of the records of the company, transactions with the related parties are in compliance with sections 177 and 188 of the Act where applicable and details of such transactions have been disclosed in the financial statements as required by the applicable accounting standards.
- xiv. According to the information and explanations given to me and based on my examination of the records of the company, the company has not made any preferential allotment or private allotment of shares or fully or partly convertible debentures during the year.



SANDEEP RAMESH GUPTA & CO.

CHARTERED ACCOUNTANTS

90/31 B, 1st Floor, Malviya Nagar, New Delhi-110017

- xv. According to the information and explanations given to me and based on my examination of the records of the company, the company has not entered into non-cash transactions with directors or persons connected with him. Accordingly, clause (xv) of paragraph 3 is not applicable to the company.
- xvi. The company is not required to be registered under section 45-IA of the Reserve Bank of India Act 1934.

For: SANDEEP RAMESH GUPTA & CO.

(Chartered Accountants)

Firm Regn No.011984N



(SANDEEP GUPTA)

PARTNER

(Membership No. 090039)

Place: New Delhi
Date:29/05/2018

Annexure B to the Independent Auditor's Report**Report on the Internal Financial Controls under Clause (i) of Sub-section 3 of Section 143 of the Companies Act, 2013 ("the Act")**

I have audited the internal financial controls over financial reporting of RR Infra Estates Private Limited ("the Company") as of March 31, 2018 in conjunction with my audit of the financial statements of the Company for the year ended on that date.

Management's Responsibility for Internal Financial Controls

The Company's management is responsible for establishing and maintaining internal financial controls based on the internal control over financial reporting criteria established by the Company considering the essential components of internal control stated in the Guidance Note on Audit of Internal Financial Controls over Financial Reporting issued by the Institute of Chartered Accountants of India ('ICAI'). These responsibilities include the design, implementation and maintenance of adequate internal financial controls that were operating effectively for ensuring the orderly and efficient conduct of its business, including adherence to company's policies, the safeguarding of its assets, the prevention and detection of frauds and errors, the accuracy and completeness of the accounting records, and the timely preparation of reliable financial information, as required under the Companies Act, 2013.

Auditor's Responsibility

My responsibility is to express an opinion on the Company's internal financial controls over financial reporting based on my audit. I conducted my audit in accordance with the Guidance Note on Audit of Internal Financial Controls over Financial Reporting (the "Guidance Note") and the Standards on Auditing, issued by ICAI and deemed to be prescribed under Section 143(10) of the Act, to the extent applicable to an audit of internal financial controls, both applicable to an audit of Internal Financial Controls. Those Standards and the Guidance Note require that I comply with ethical requirements and plan and perform the audit to obtain reasonable assurance about whether adequate internal financial controls over financial reporting was established and maintained and if such controls operated effectively in all material respects.

My audit involves performing procedures to obtain audit evidence about the adequacy of the internal financial controls system over financial reporting and their operating effectiveness. My audit of internal financial controls over financial reporting included obtaining an understanding of internal financial controls over financial reporting, assessing the risk that a material weakness exists, and testing and evaluating the design and operating effectiveness of internal control based on the assessed risk. The procedures selected depend on the auditor's judgment, including the assessment of the risks of material misstatement of the financial statements, whether due to fraud or error.

I believe that the audit evidence I have obtained is sufficient and appropriate to provide a basis for my audit opinion on the Company's internal financial controls system over financial reporting.



Meaning of Internal Financial Controls over Financial Reporting

A company's internal financial control over financial reporting is a process designed to provide reasonable assurance regarding the reliability of financial reporting and the preparation of financial statements for external purposes in accordance with generally accepted accounting principles. A company's internal financial control over financial reporting includes those policies and procedures that (1) pertain to the maintenance of records that, in reasonable detail, accurately and fairly reflect the transactions and dispositions of the assets of the company; (2) provide reasonable assurance that transactions are recorded as necessary to permit preparation of financial statements in accordance with generally accepted accounting principles, and that receipts and expenditures of the company are being made only in accordance with authorizations of management and directors of the company; and

(3) Provide reasonable assurance regarding prevention or timely detection of unauthorized acquisition, use, or disposition of the company's assets that could have a material effect on the financial statements.


Inherent Limitations of Internal Financial Controls over Financial Reporting

Because of the inherent limitations of internal financial controls over financial reporting, including the possibility of collusion or improper management override of controls, material misstatements due to error or fraud may occur and not be detected. Also, projections of any evaluation of the internal financial controls over financial reporting to future periods are subject to the risk that the internal financial control over financial reporting may become inadequate because of changes in conditions, or that the degree of compliance with the policies or procedures may deteriorate.

Opinion

In My opinion, the Company has, in all material respects, an adequate internal financial controls system over financial reporting and such internal financial controls over financial reporting were operating effectively as at March 31, 2018, based on the internal control over financial reporting criteria established by the Company considering the essential components of internal control stated in the Guidance Note on Audit of Internal Financial Controls Over Financial Reporting issued by the Institute of Chartered Accountants of India.

For: **SANDEEP RAMESH GUPTA & CO.**
(Chartered Accountants)
(Firm Regn No.011984N)



(**SANDEEP GUPTA**)
PARTNER
Membership No. 90039

Place: New Delhi
Date: 29/05/2018

M/S. RR INFRA ESTATES PRIVATE LIMITED
BALANCE SHEET AS AT

31-Mar-2018

(Amount in ₹)

S.No.	PARTICULARS	NOTE NO.	Figures As at 31st March,2018	Figures As at 31st March,2017	Figures As at 1st April,2016
I	ASSETS				
1	NON-CURRENT ASSETS				
	(a) PROPERTY PLANT AND EQUIPMENTS	3	204,577,199.00	204,577,199.00	208,059,497.00
	(b) CAPITAL WORK IN PROGRESS	4	-	-	-
	(c) GOODWILL		-	-	-
	(d) INTANGIBLE ASSETS		-	-	-
	(e) FINANCIAL ASSETS				
	(i) INVESTMENTS	5	13,737,896.00	13,737,896.00	13,737,896.00
	(ii) LOANS	7	7,665,396.00	7,455,396.00	7,455,396.00
	(iii) TRADE RECEIVABLE	8	-	-	-
	(iv) OTHER FINANCIAL ASSETS	9	-	-	-
	(f) DEFERRED TAX ASSETS (NET)	10	-	-	-
	(g) NON CURRENT TAX ASSETS (NET)	11	-	-	-
	(h) OTHER NON-CURRENT ASSETS	12	80,000.00	80,000.00	80,000.00
	Total non current assets (i)		226,060,491.00	225,850,491.00	229,332,789.00
2	CURRENT ASSETS				
	(a) INVENTORIES	13	-	-	-
	(b) FINANCIAL ASSETS				
	(i) INVESTMENTS	6	-	-	-
	(ii) TRADE RECEIVABLE	14	-	-	-
	(iii) CASH AND CASH EQUIVALENTS	15	109,068.00	109,761.00	112,015.00
	(iv) BANK BALANCE OTHER THAN (iii) ABOVE	16	-	-	-
	(v) LOANS	17	-	-	-
	(vi) OTHER FINANCIAL ASSETS	18	-	-	-
	(c) CURRENT TAX ASSETS (NET)	19	-	-	-
	(d) OTHER CURRENT ASSETS	20	-	-	-
	Total current assets (ii)		109,068.00	109,761.00	112,015.00
	TOTAL ASSETS (i+ii)		226,169,557.00	225,960,252.00	229,444,804.00
II	EQUITY AND LIABILITIES				
1	EQUITY				
	(a) EQUITY SHARE CAPITAL	21	777,700.00	777,700.00	777,700.00
	(b) OTHER EQUITY	22	34,876,005.00	34,877,850.00	36,916,402.00
	Total equity (i)		35,653,705.00	35,655,550.00	37,694,102.00
2	LIABILITIES				
	NON-CURRENT LIABILITIES				
	(a) FINANCIAL LIABILITIES				
	(i) BORROWINGS	23	158,503,256.00	158,293,256.00	156,199,256.00
	(ii) TRADE PAYABLES	24	-	-	-
	(iii) OTHER FINANCIAL LIABILITIES	25	-	-	-
	(b) DEFERRED TAX LIABILITIES (NET)	26	-	-	-
	(c) PROVISIONS	27	-	-	-
	(d) OTHER NON CURRENT LIABILITIES	28	32,000,000.00	32,000,000.00	32,000,000.00
	Total non current liabilities (ii)		190,503,256.00	190,293,256.00	188,199,256.00
	CURRENT LIABILITIES				
	(a) FINANCIAL LIABILITIES				
	(i) BORROWINGS	29	-	-	-
	(ii) TRADE PAYABLES	30	-	-	-
	(iii) OTHER FINANCIAL LIABILITIES	31	-	-	-
	(b) OTHER CURRENT LIABILITIES	32	12,596.00	11,446.00	3,551,446.00
	(c) PROVISIONS	33	-	-	-
	(d) CURRENT TAX LIABILITIES (NET)	34	-	-	-
	Total current liabilities (iii)		12,596.00	11,446.00	3,551,446.00
	TOTAL EQUITY AND LIABILITIES (i+ii+iii)		226,169,557.00	225,960,252.00	229,444,804.00

Significant Accounting Policies and Notes forming part of the Financial Statements

(1-54)

FOR AND ON BEHALF OF THE BOARD OF DIRECTORS

Rajat Prasad
RAJAT PRASAD
(Director)
DIN NO 00062612

Priyanka Singh
PRIYANKA SINGH
(Director)
DIN NO 053435046

AUDITOR'S REPORT

SIGNED IN TERMS OF OUR SEPARATE REPORT OF EVEN DATE.

FOR: SANDEEP RAMESH GUPTA & CO
(Chartered Accountants)
Firm Regn No.011984N

Sandeep Gupta
SANDEEP GUPTA
(Partner)
(Membership No.90039)

PLACE: New Delhi
DATED: 29/5/2018

M/S. RR INFRA ESTATES PRIVATE LIMITED

PROFIT & LOSS STATEMENT FOR THE YEAR ENDED

31-Mar-2018

(Amount in ₹)

S.No	PARTICULARS	NOTE No	FIGURES FOR THE YEAR ENDED ON 31ST MARCH 2018	FIGURES FOR THE YEAR ENDED ON 31ST MARCH 2017
	REVENUE FROM OPERATIONS			
I	REVENUE FROM OPERATIONS	35	-	-
II	OTHER INCOME	36	-	-
III	TOTAL REVENUE(I+II)		-	-
	EXPENSES:			
IV	EXPENSES:			
a	EMPLOYEE BENEFITS EXPENSES	37	-	-
b	FINANCE COSTS	38	-	-
c	DEPRECIATION AND AMORTIZATION EXPENSE	39	-	-
d	OTHER EXPENSES	40	1,845.00	2,038,552.00
	TOTAL EXPENSES(IV)		1,845.00	2,038,552.00
V	PROFIT BEFORE EXCEPTIONAL ITEMS AND TAX(III-IV)		(1,845.00)	(2,038,552.00)
VI	EXCEPTIONAL ITEMS		-	-
VII	PROFIT BEFORE TAX (V-VI)		(1,845.00)	(2,038,552.00)
X	TAX EXPENSE	45		
a	CURRENT TAX		-	-
b	EARLIER YEARS TAX		-	-
c	DEFERRED TAX		-	-
XI	PROFIT(LOSS) FOR THE PERIOD (VII-X)		(1,845.00)	(2,038,552.00)
XII	OTHER COMPREHENSIVE INCOME			
(a)	Items that will not be reclassified to Profit & Loss		-	-
(b)	Equity instruments through other comprehensive income net change in fair value		-	-
(c)	Income Tax relating to items reclassified to Profit & Loss		-	-
(d)	Other Comprehensive Income For the year net of Tax		-	-
XIII	TOTAL COMPREHENSIVE INCOME FOR THE PERIOD (XI+XII)		(1,845.00)	(2,038,552.00)
XIV	EARNING PER EQUITY SHARE (FACE VALUE `10)			
a	BASIC	42	-0.02	-26.21
b	DILUTED		-0.02	-26.21

Significant Accounting Policies and Notes forming part of the Financial Statements

(1-54)

FOR AND ON BEHALF OF THE BOARD OF DIRECTORS

R. Prasad
RAJAT PRASAD
 (Director)
 DIN NO 00062612

Priyanka Singh
PRIVANKA SINGH
 (Director)
 DIN NO 053435046

AUDITOR'S REPORT

SIGNED IN TERMS OF OUR SEPARATE REPORT OF EVEN DATE.

FOR: SANDEEP RAMESH GUPTA & CO
 (Chartered Accountants)
 Firm Regn No.011984N

Sandeep Gupta
SANDEEP GUPTA
 (Partner)
 (Membership No.90039)

PLACE: New Delhi
 DATED: 29/5/2018

RR INFRA ESTATES PRIVATE LIMITED

Standalone Cash Flow Statement For The Year Period of 1st April 2017 to 31st March 2018

	Particulars	Figures as at 31/03/2018 (Amount in ₹)	Figures as at 31/03/2017 (Amount in ₹)
A	Cash flow from operating activities		
	Profit before tax	(1,845.00)	(2,038,552.00)
	Adjustments for:		
	Depreciation	-	-
	Interest Received	-	-
	Dividend income	-	-
	Interest expense	-	-
	Unrealised foreign exchange (gain) / loss	-	-
	Increase in Fair Value of Assets/Inventory	-	-
	(Profit) / loss on sale of Property, plant & equipments	-	2,036,298.00
	Profit on sale of investment	-	-
	Operating profit before working capital changes	(1,845.00)	(2,254.00)
	Adjustments for:		
	(Increase) / decrease in other non current assets	-	-
	(Increase) / decrease in other current assets	-	-
	(Increase) / decrease in loan and advances	-	-
	(Increase) / decrease in inventories	-	-
	(Increase) / decrease in trade receivable	-	-
	Increase/(decrease) in Provision	-	-
	Increase/(decrease) in trade payables	-	-
	Increase/(decrease) in other current liabilities	1,150.00	(3,540,000.00)
	Increase/(decrease) in other financial liabilities	-	-
	Cash generated from operations	(695.00)	(3,542,254.00)
	Current taxes paid	-	-
	Cash Flow from operating activity before Exceptional Items	(695.00)	(3,542,254.00)
	Exceptional items	-	-
	Net cash from operating activities (A)	(695.00)	(3,542,254.00)
B	Cash flow from investing activities		
	Purchase of Property, Plant and Equipments	-	-
	Sale of Property, plant and equipments	-	1,446,000.00
	(Increase)/decrease in current investments	-	-
	Profit on sale of investment	-	-
	Loans/ deposits with subsidiaries	-	-
	Interest Received	-	-
	Dividend received	-	-
	Net cash used in investing activities (B)	-	1,446,000.00
C	Cash flow from financing activities		
	Proceeds from issue of share capital	-	-
	Repayment of long term borrowings	-	-
	Proceeds from long term borrowings	-	2,094,000.00
	Repayment from short term borrowings	-	-
	Proceeds from Short term borrowings	-	-
	Interest paid	-	-
	Dividend paid	-	-
	Corporate dividend tax	-	-
	Net cash used in financing activities (C)	695.00	2,094,000.00
	Net increase in cash and cash equivalents (A+B+C)	-	(2,254.00)
	Cash and cash equivalents at the beginning of the year	109,761.00	112,015.00
	Cash and cash equivalents at the end of the year	109,761.00	109,761.00

Components of cash and cash equivalents

	On current accounts	109,761.00	109,761.00
	On deposits accounts	-	-
	Cash on Hand	-	-
	Total cash & cash equivalents	109,761.00	109,761.00

Notes:

1. Cash flow statement has been prepared under the indirect method as set out in Ind AS - 7 issued by the Institute of Chartered Accountants
2. Previous year's figures regrouped / recasted where ever necessary



For and on behalf of the Board of Directors



 Rajat Prasad Priyanka Singh
 (Director) (Director)
 DIN:- 00062612 DIN:- 05343056

As per our report of even date attached

FOR: SANDEEP RAMESH GUPTA & CO
 (Chartered Accountants)
 Firm Regn No. 011984N

STATEMENT OF CHANGES IN EQUITY FOR THE YEAR ENDED 31st MARCH 2018

(a) Equity share capital

PARTICULARS	As at 31/03/2018		As at 31/03/2017		As at 01/04/2016	
	No. of Shares	Amounts	No. of Shares	Amounts	No. of Shares	Amounts
Balance at the beginning of the reporting period	77770	777700	77770	777700	77770	777700
Add: - Issued During the year	-	-	-	-	-	-
Balance at the end the reporting period	77770	777700	77770	777700	77770	777700

(b) OTHER EQUITY

For the year ended 31st March 2017

(₹ in lakhs)

PARTICULARS	Securities premium Accounts	General Reserve	Retained Earning	Equity instruments through other comprehensive income	Others	Total
As at April 01, 2016	750.12	-	(380.96)	-	-	369.16
Profit for the year	-	-	(20.39)	-	-	(20.39)
Other Comprehensive income for the Year	-	-	-	-	-	-
Total Comprehensive income	750.12	-	(401.34)	-	-	348.78
Dividend	-	-	-	-	-	-
Transfer to reserve	-	-	-	-	-	-
Balance as at March 31st, 2017	750.12	-	(401.34)	-	-	348.78

See accompanying Notes forming part of Financial Statements

For the year ended 31st March 2018

(₹ in lakhs)

PARTICULARS	Securities premium Accounts	General Reserve	Retained Earning	Equity instruments through other comprehensive income	Others	Total
As at April 01, 2017	750.12	-	(401.34)	-	-	348.78
Profit for the year	-	-	(0.02)	-	-	(0.02)
Other Comprehensive income for the Year	-	-	-	-	-	-
Total Comprehensive income	750.12	-	(401.36)	-	-	348.76
Dividend	-	-	-	-	-	-
Transfer to reserve	-	-	-	-	-	-
Balance as at March 31st, 2018	750.12	-	(401.36)	-	-	348.76

The accompanying notes form an integral part of the standalone financial statements.

FOR AND ON BEHALF OF THE BOARD OF DIRECTORS

RAJAT PRASAD
(Director)
DIN NO 00062612

PRIYANKA SINGH
(Director)
DIN NO 053435046

AUDITOR'S REPORT
As per our report of even date

FOR: SANDEEP RAMESH GUPTA & CO
(Chartered Accountants)
Firm Regn No. 011984N

SANDEEP GUPTA
(Partner)
(Membership No. 90039)

PLACE: NEW DELHI
DATED: 29/05/2018

NO TE No	S.No	PARTICULARS
----------------	------	-------------

NOTES TO THE STANDALONE FINANCIAL STATEMENTS

1 Corporate overview

RR Infra Estates Private ltd(" the company") is a public limited company domiciled in India and incorporated under the provisions of companies Act,2013. The address of its corporate office is 412-422, 4th floor, Indraprakash building, 21 barakhamba road, New Delhi 110001. The company is involved in other business activities.

2 Significant Accounting Policies

(A) Basis of Preparation of Financial Statements

In accordance with the notification issued by Ministry of corporate Affairs, the company has adopted Indian Accounting Standards (referred to as "Ind AS" notified under the companies(Indian accounting standards) Rules, 2015 with effect from April 1, 2017. Previous figures have been restated to Ind AS. In accordance with IndAS 101 First time adoption of Indian accounting standards, the company has presented a reconciliation from the preparation of financial statements Accounting Standards notified by Companies (Accounting Standards) Rules 2016("previous GAAP) to Ind AS of shareholders equity as at march 31, 2017 and April 1, 2016 and of the comprehensive net income for the year ended March 31,2017.

The financial statements are prepared in accordance with Indian Accounting Standards(Ind AS) notified under section 133 of companies act 2013 ("ACT") read with Companies(Indian Accounting Standards) Rules 2015; and the other provisions of the act and rules thereafter.

The financial statements have been prepared on a going concern basis under historical cost convention basis, except for certain financial instruments measured at fair value.

The company financial statements are presented in Indian Rupees (₹) All figures appearing in the financial statement are rounded to the nearest Indian Rupees (₹), except where otherwise indicated.

(B) Use of Judgments & Estimates

The preparation of financial statements requires the Management to make estimates and assumptions to be made that affect the reported amount of assets and liabilities on the date of the financial statements and the reported amount of revenues and expenses during the reporting period. Difference between the actual results and estimates are recognised in the period in which the result are known / materialised.

(C) Revenue Recognition

Income is being accounted for on accrual basis

Revenue is recognized to the extent that is probable that the economic benefits will flow to the company and revenue can be reliably measured, regardless of when the payment is being made. Revenue is measured at fair value of the consideration received or receivable. The revenue is recognized net of GST(if any)

(D) Property, plant and equipment

i) Property, plant and equipment are stated at cost net of accumulated depreciation and accumulated impairment losses if any.

ii) The initial cost of an Fixed Assets are stated at cost, including freight, installation, duties and taxes, finance charges and other incidental expenses incurred during construction or installation to bring the assets to their state of intended use.

iii) The company has elected to use the exemption available under Ind AS 101 to continue the carrying value of all of its property, plant and equipments as recognised in the financial statements as the date of transition of Ind AS, measured as per previous GAAP and use that as its deemed cost on date of transition (1st April 2017).

iv) Depreciation on property, plant and equipment is provided on the Straight Line Method by considering the revised useful life of the assets in the manner prescribed under schedule II to the Companies Act, 2013.

v) Intangible assets acquired separately are measured on initial recognition at cost. Following initial recognition, intangible assets are amortised over their respective individual estimated useful life's on straight line method. The company has elected to continue with the carrying value for all its intangible assets as recognised in its Indian GAAP financials as deemed cost as at the transition date (1st April 2017).

(E) Impairment of Non Financial Assets

Impairment loss is provided; if any, to the extent, the carrying amount of assets exceed their recoverable amount. Recoverable amount is higher of an asset's net selling price and its value in use. Value in use is the present value of estimated future cash flows expected to arise from the continuing use of an asset and from its disposal at the end of its useful life.

Impairment losses recognised in prior years are reversed when there is an indication that the impairment losses recognised no longer exist or have decreased. Such reversals are recognised as an increase in carrying amount of assets to the extent that it does not exceed the carrying amounts that would be determined (net of impairment losses recognised in prior years are reversed when there is an indication that the impairment losses recognised no longer exist or have decreased. Such reversals are recognised as an increase in carrying amount of assets to the extent that it does not exceed the carrying amounts that would be determined(net of amortisation or depreciation) had no impairment loss been recognised in previous years

(f) Valuation of Investment

Investments are valued at acquisition cost Provision is made for diminution in the value of investment which is perceived to be of permanent nature.

(G) Inventories

Stocks of quoted share /debentures and other securities are valued at fair value, but where the fair value is not available, we consider the last value provided.

Stocks of unquoted shares/debenture and other securities valued at fair market value to the extent possible.

The difference between the fair value of inventory and the cost price or market price which ever is lower recognised in Other comprehensive income.

(H) Investment in subsidiaries, Joint ventures and Associates

Investment in equity shares of subsidiaries, joint ventures and associates are recorded at cost.

(I) Financial Instruments

A financial instrument is any contract that gives rise to a financial assets to one entity and financial liability to another entity.

Financial Assets

(i) Financial assets at amortised cost: Assets that are held for collection of contractual cash flows where those cash flows represent solely payments of principal and interest are measured at amortised cost.

These are presented as current assets, except for those maturing later than 12 months after the reporting date which are presented as non current assets. Financial assets are measured initially at fair value plus transaction cost.



M/S. RR INFRA ESTATES PRIVATE LIMITED
NOTES TO AND FORMING PART OF BALANCE SHEET AS AT
31-Mar-2018

NO	TE	S.No	PARTICULARS
----	----	------	-------------

Financial assets at amortised cost are represented by trade receivable, security deposits, cash and cash equivalent, employee and other advances.

- (ii) **Financial assets at fair value through other comprehensive Income(FVTOCI)** : All equity investments are measured at fair values. Investments which are held for trading purpose/investment purpose and where the company has exercised the option to classify the investments as fair value through other comprehensive income (FVTOCI), all fair value changes on the investments are recognised in OCI. The accumulated gain or losses recognised in OCI are classified to retained earnings on sale of such investments.

Financial liabilities

Initial recognition and measurement

All financial liabilities are recognised initially at fair value and in case of loan and borrowings net of directly attributable costs.

Financial liabilities are subsequently measured at amortised cost. For trade and other payable maturity within one year from the balance sheet date, the carrying value approximates fair value due to short maturity of these instruments.

(J) **Investment Property**

Investment property is property(land or a building-or part of a building-or both) held either to earn rental income or for capital appreciation or for both, but not for sale in ordinary course of business. Investment properties are stated at cost net of accumulated depreciation and accumulated impairment losses, if any.

(K) **Taxation**

(K.1) **Current income tax**

Provision for Income tax for the current period is made if applicable on the basis of established tax liability as per the applicable provisions of the Income Tax Act, 1961.

(K.2) **Deferred Tax**

(i) **Deferred Tax** is recognised on temporary difference between the carrying amount of assets and liabilities the financial statements and the corresponding tax that have been enacted or subsequently enacted at the end of reporting period. The carrying amount of Deferred tax liabilities and assets are reviewed at the end of each reporting period.

(ii) A deferred tax asset is recognised for unclaimed MAT credits that are carried forward as deferred tax assets.

(L) Gratuity is being provided on cash basis.

(M) **Foreign Currency Transaction**

- i) Transactions denominated in foreign currencies are recorded at the exchange rates prevailing at the time of transaction.
- ii) Monetary items denominated in foreign currencies at the year-end are translated at the year end rate, the resultant gain or loss will be recognized in the statement of profit and loss account.
- iii) Any gain or loss arising on account of exchange difference on settlement of transaction is recognized in the statement of profit and loss account.

(N) **Provision and contingencies**

The company creates a provision when there exists a present obligation as a result of past event that probably requires an outflow of resources and a reliable estimate can be made of the amount of the obligation. A disclosure for a contingent liability is made when there is a possible obligation or a present obligation that may, but probably will not require an outflow of resources, when there is a possible obligation or a present obligation in respect of which likelihood of outflow of resources is remote, no provision or disclosure is made.

(O) **Research and Development**

Revenue expenditure on research and development is charged as an expense in the year in which it is incurred under respective heads of accounts. Expenditure which results in the creation of capital assets is capitalised and depreciation is provided on such assets as applicable.

(P) **Earnings per share**

The Basic earning per share is computed by dividing profit or loss attributable to equity shareholders of the company by weighted average number of equity shares outstanding during the year. The company did not have any potential dilutive securities in any of the years presented.

(Q) **Standards issued but not effective**

The Ministry of Corporate Affairs (MCA), on 28 March 2018, has notified certain amendments to existing following Ind AS. These amendments shall be applicable to the company from April 01, 2018.

Amendments to existing issued Ind AS

The MCA also carried out amendments of the following accounting standards:

- i. Ind AS 21- The effects of changes in Foreign Exchange Rates
- ii. Ind AS 40- Investment in property.
- iii. Ind AS 12- Income Taxes
- iv. Ind AS 28- Investments in Associates and Joint ventures and
- v. Ind AS 112- Disclosure of interest in other entities

Application of above standards are not expected to have any significant impact on the Company's Financial Statements

3 PROPERTY PLANT AND EQUIPMENTS

(a) **The Changes in the carrying value of property, plant and equipments for the year ended March 31,2018 are as follows**

(Amount in `)

Particulars	Office Premises	Total
Gross carrying value as of April 1,2017	221,495,300.00	221,495,300.00
Addition	-	-
Deletions	-	-



M/S. RR INFRA ESTATES PRIVATE LIMITED
NOTES TO AND FORMING PART OF BALANCE SHEET AS AT
31-Mar-2018

NO TE No	S.No	PARTICULARS
----------------	------	-------------

Gross carrying value as of March 31,2018	221,495,300.00	221,495,300.00
Accumulated Depreciation as of April 1,2017	16,918,101.00	16,918,101.00
Depreciation for the year	-	-
Disposals	-	-
Accumulated Depreciation as of March 31,2018	16,918,101.00	16,918,101.00
Net Carrying Amount as at March 31,2018	204,577,199.00	204,577,199.00
Net Carrying Amount as at March 31,2017	204,577,199.00	204,577,199.00

- * Shop no.N-24, has been mortgaged against loan taken from bank by a group company.
- * Depreciation on Fixed Assets not provided as there is no business activity during the year.

(b) The Changes in the carrying value of property, plant and equipments for the year ended March 31,2017 are as follows

(Amount in `)

Particulars	Office Premises	Total
Gross carrying value as of April 1,2016	225,035,300.00	225,035,300.00
Addition	-	-
Deletions	3,540,000.00	3,540,000.00
Gross carrying value as of March 31,2017	221,495,300.00	221,495,300.00
Accumulated Depreciation as of April 1,2016	16,975,803.00	16,975,803.00
Depreciation for the year	-	-
Disposals	57,702.00	57,702.00
Accumulated Depreciation as of March 31,2017	16,918,101.00	16,918,101.00
Net Carrying Amount as at March 31,2017	204,577,199.00	204,577,199.00
Carrying Amount as at March 31,2016	208,059,497.00	208,059,497.00

- * Shop no.N-24, has been mortgaged against loan taken from bank by a group company.
- * Depreciation on Fixed Assets not provided as there is no business activity during the year.

(c) The Changes in the carrying value of property, plant and equipments for the year ended 31st March,2016 are as follows

(Amount in `)

Particulars	Office Premises	Total
Gross carrying value as of July 1,2015	254,915,300.00	254,915,300.00
Addition	-	-
Deletions	29,880,000.00	29,880,000.00
Gross carrying value as of March 31,2016	225,035,300.00	225,035,300.00
Accumulated Depreciation as of April 1,2015	17,462,847.00	17,462,847.00
Depreciation for the year	-	-
Disposals	487,044.00	487,044.00
Accumulated Depreciation as of March 31,2016	16,975,803.00	16,975,803.00
Net Carrying Amount as at June 30,2016	208,059,497.00	208,059,497.00
Net Carrying Amount as at July 31,2015	208,059,497.00	208,059,497.00

- * Shop no.N-24, has been mortgaged against loan taken from bank by a group company.
- * Depreciation on Fixed Assets not provided as there is no business activity during the year.

4 INTANGIBLE ASSETS

The Changes in the carrying value of intangible assets for the year ended 31st March,2018 are as follows

Particulars	Intellectual Property Rights	Software	Others	Total
Gross carrying value as of April 1,2017	-	-	-	-
Addition	-	-	-	-
Deletions	-	-	-	-
Gross carrying value as of March 31,2018	-	-	-	-
Accumulated Depreciation as of April 1,2017	-	-	-	-
Depreciation for the year	-	-	-	-
Disposals	-	-	-	-
Accumulated Depreciation as of March 31,2018	-	-	-	-
Net Carrying Amount as at March 31,2018	-	-	-	-
Net Carrying Amount as at March 31,2017	-	-	-	0

The Changes in the carrying value of intangible assets for the year ended 31st March,2017 are as follows

Particulars	Intellectual Property Rights	Software	Others	Total
Gross carrying value as of April 1,2016	-	-	-	-
Addition	-	-	-	-
Deletions	-	-	-	-
Gross carrying value as of March 31,2017	-	-	-	-
Accumulated Depreciation as of April 1,2016	-	-	-	-
Depreciation for the year	-	-	-	-
Disposals	-	-	-	-
Accumulated Depreciation as of March 31,2017	-	-	-	-
Net Carrying Amount as at March 31,2017	-	-	-	-
Net Carrying Amount as at March 31,2016	-	-	-	0



M/S. PR INFRA ESTATES PRIVATE LIMITED
NOTE TO AND FORMING PART OF BALANCE SHEET AS AT
31-Mar-2018

NO	TE	S.No	PARTICULARS
----	----	------	-------------

The Changes in the carrying value of intangible assets for the year ended 1st April,2018 are as follows

Particulars	Intellectual Property Rights	Software	Others	Total
Gross carrying value as of April 1,2015	-	-	-	-
Addition	-	-	-	-
Deletions	-	-	-	-
Gross carrying value as of March 31,2016	-	-	-	-
Accumulated Depreciation as of April 1,2015	-	-	-	-
Depreciation for the year	-	-	-	-
Disposals	-	-	-	-
Accumulated Depreciation as of March 31,2016	-	-	-	-
Net Carrying Amount as at March 31,2016	-	-	-	-
Net Carrying Amount as at July 31,2015	-	-	-	0

5 NON CURRENT INVESTMENT:
INVESTMENTS IN EQUITY SHARES (QUOTED)

INVESTMENTS IN SUBSIDIARY UNQUOTED EQUITY SHARES AT COST

particulars	No. of units 31/03/2018	No. of units 31/03/2017	No. of units 01/04/2016	As at 31/03/2018	As at 31/03/2017	As at 01/04/2016
1 RR LAND ESTATES PVT LTD	10000	10000	10000	100000	100000	100000
2 LAKSHMI NARAYAN INFRA ESTATES PVT LTD.	100000	100000	100000	100000	100000	100000
5 PRIYADARSHAN REAL ESTATES PVT LTD	51000	51000	51000	51000	51000	51000
6 OTHERS				13486896	13406096	13406096
TOTAL	161000	161000	161000	13737896	13737896	13737896

6 CURRENT INVESTMENT:
INVESTMENTS IN EQUITY SHARES (QUOTED) - NIL

7 LOANS

Particulars	As at 31/03/2018	As at 31/03/2017	As at 01/04/2016
(a) SECURITY DEPOSITS			
CONSIDERED GOODS	-	-	-
CONSIDERED DOUBTFUL	-	-	-
LESS:ALLOWANCE FOR DOUBTFUL	-	-	-
(b) LOANS TO RELATED PARTIES	7,665,396.00	7,455,396.00	7,455,396.00
(c) LOANS TO EMPLOYEES	-	-	-
(d) LOAN TO OTHERS			
CONSIDERED GOODS	-	-	-
CONSIDERED DOUBTFUL	-	-	-
LESS:ALLOWANCE FOR DOUBTFUL	-	-	-
TOTAL	7,665,396.00	7,455,396.00	7,455,396.00

8 TRADE RECEIVABLES:
(Unsecured unless otherwise stated)

Particulars	As at 31/03/2018	As at 31/03/2017	As at 01/04/2016
(a) CONSIDERED GOODS	-	-	-
CONSIDERED DOUBTFUL	-	-	-
LESS:ALLOWANCE FOR DOUBTFUL	-	-	-
TOTAL	-	-	-

9 OTHER FINANCIAL ASSETS

Particulars	As at 31/03/2018	As at 31/03/2017	As at 01/04/2016
(a) INTEREST RECEIVABLE	-	-	-
(b) SECURITY DEPOSITS	-	-	-
(c) LONG TERM BANK DEPOSITS(MORE THAN 12 MONTHS)	-	-	-
(d) ADVANCES TO SUBSIDIARY	-	-	-
(e) CLAIMS	-	-	-



M/S. RR INFRA ESTATES PRIVATE LIMITED
NOTES TO AND FORMING PART OF BALANCE SHEET AS AT
31-Mar-2018

NO TE No	S.No	PARTICULARS			
	(f)	OTHERS	-	-	-
		TOTAL	-	-	-

10 DEFERRED TAX

Deferred income tax reflect the net tax effects of temporary difference between the carrying amount of assets and liabilities for financial reporting purposes and the amounts used for income tax purposes. Significant component of the company net deferred income tax as follows.

Deferred tax assets:

S. No	Particulars	As at 31/03/2018	As at 31/03/2017	As at 01/04/2016
	THE BALANCE COMPROMISE TEMPORARY DIFFERENCE ATTRIBUTAL TO:			
(a)	DEPRECIATION	-	-	-
(b)	UNUSED TAX CREDITS (MAT CREDIT ENTITLEMENT)	-	-	-
(c)	OTHERS	-	-	-
	TOTAL DEFERRED TAX ASSETS	-	-	-

MOVEMENT IN DEFERRED TAX		As at 31/03/2018	As at 31/03/2017	As at 01/04/2016
	CHARGED/CREDITED			
(a)	TO PROFIT & LOSS	-	-	-
(b)	TO OTHER COMPREHENSIVE INCOME	-	-	-
(c)	UNUSED TAX CREDITS (MAT CREDIT ENTITLEMENT)	-	-	-

11 NON CURRENT TAX ASSETS

S. No	Particulars	As at 31/03/2018	As at 31/03/2017	As at 01/04/2016
(a)	ADVANCE INCOME TAX AND TAX DEDUCTED (NET OF PROVISION FOR TAXATION)	-	-	-
	TOTAL	-	-	-

12 OTHER NON-CURRENT ASSETS

S. No	Particulars	As at 31/03/2018	As at 31/03/2017	As at 01/04/2016
(a)	ADVANCE TO RELATED PARTIES	-	-	-
(b)	SECURITY DEPOSITS TO RELATED PARTIES	-	-	-
(c)	SECURITY DEPOSITS TO OTHERS	80000.00	80,000.00	80,000.00
(d)	PREPAID EXPENSES	-	-	-
(e)	OTHER ADVANCE	-	-	-
	TOTAL	80,000.00	80,000.00	80,000.00

13 INVENTORIES

There are no inventories held by the company

**14 TRADE RECEIVABLES:
(Unsecured unless otherwise stated)**

S. No	Particulars	As at 31/03/2018	As at 31/03/2017	As at 01/04/2016
(a)	CONSIDERED GOODS	-	-	-
	CONSIDERED DOUBTFUL	-	-	-
	LESS:ALLOWANCE FOR DOUBTFUL	-	-	-
	TOTAL	-	-	-

15 CASH & CASH EQUIVALENTS :

S. No	Particulars	As at 31/03/2018	As at 31/03/2017	As at 01/04/2016
(a)	BALANCE WITH BANKS	-	-	-
	IN DEPOSITS ACCOUNTS	-	-	-
	IN CURRENT ACCOUNTS	109,066.00	109,761.00	109,828.00
(b)	CHEQUES, DRAFTS ON HAND	-	-	-
(c)	CASH ON HAND	-	-	2,187.00
	TOTAL	109,066.00	109,761.00	112,015.00

16 OTHER BANK BALANCE

S. No	Particulars	As at 31/03/2018	As at 31/03/2017	As at 01/04/2016
(a)	Earmarked Balance	-	-	-
	DEPOSITS WITH ORIGINAL MATURITY FOR MORE THAN 3 MONTHS BUT LESS THAN 12 MONTHS	-	-	-
(b)	DEPOSITS WITH ORIGINAL MATURITY FOR MORE THAN 12 MONTHS	-	-	-
(c)	MARGIN MONEY	-	-	-



M/S. RR INFRA ESTATES PRIVATE LIMITED
NOTES TO AND FORMING PART OF BALANCE SHEET AS AT
31-Mar-2018

NO. TE No	S.No	PARTICULARS
		TOTAL

17 LOANS

S. No	Particulars	As at 31/03/2018	As at 31/03/2017	As at 01/04/2016
(a)	SECURITY DEPOSITS			
	CONSIDERED GOODS	-	-	-
	CONSIDERED DOUBTFUL	-	-	-
	LESS:ALLOWANCE FOR DOUBTFUL	-	-	-
		-	-	-
(b)	LOANS TO RELATED PARTIES	-	-	-
(c)	LOAN TO EMPLOYEES	-	-	-
(d)	LOAN TO OTHERS			
	CONSIDERED GOODS	-	-	-
	CONSIDERED DOUBTFUL	-	-	-
	LESS:ALLOWANCE FOR DOUBTFUL	-	-	-
		-	-	-
	TOTAL	-	-	-

18 OTHER CURRENT FINANCIAL ASSETS

S. No	Particulars	As at 31/03/2018	As at 31/03/2017	As at 01/04/2016
(a)	INTEREST RECEIVABLE	-	-	-
(b)	SECURITY DEPOSITS	-	-	-
(c)	EMPLOYEE ADVANCES	-	-	-
(d)	ADVANCE TO RELATED PARTIES	-	-	-
(e)	CLAIMS	-	-	-
(f)	OTHERS	-	-	-
	TOTAL	-	-	-

19 OTHER CURRENT TAX ASSETS

S. No	Particulars	As at 31/03/2018	As at 31/03/2017	As at 01/04/2016
(a)	CURRENT YEAR TAXES RECOVERABLE(NET OF LIABILITY)	-	-	-
(b)	ADVANCE PAYMENT OF TAX	-	-	-
(c)	SERVICE TAX RECEIVABLE	-	-	-
(d)	IGST	-	-	-
	TOTAL	-	-	-

20 OTHER CURRENT ASSETS:

S. No	Particulars	As at 31/03/2018	As at 31/03/2017	As at 01/04/2016
(a)	PREPAID EXPENSES	-	-	-
(b)	ADVANCE TO SUPPLIERS	-	-	-
(c)	ADVANCE OTHER THAN CAPITAL ADVANCES	-	-	-
(d)	RECOVERABLE FROM GST	-	-	-
	Total	-	-	-

21 SHARE CAPITAL:

S. No	PARTICULARS	As at 31/03/2018	As at 31/03/2017	As at 01/04/2016
(a)	(i) AUTHORISED:			
	200000(LAST YEAR 200000) EQUITY SHARES OF ₹10/-EACH	2,000,000.00	2,000,000.00	2,000,000.00
(b)	(ii) ISSUED, SUBSCRIBED & PAID UP			
	SHARES AT THE BEGINNING OF THE PERIOD	777,700.00	777,700.00	777,700.00
	77770/- (PREVIOUS YEAR 77770-) EQUITY SHARE OF ₹10 each	-	-	-
	ADD: FORFEITED SHARE	-	-	-
		777,700.00	777,700.00	777,700.00

A. RECONCILIATION OF EQUITY SHARES OUTSTANDING AT THE BEGINNING AND AT THE END OF THE REPORTING PERIOD

S. No	Particulars	AS AT 31st MARCH 2018		AS AT 31st MARCH 2017	
		No. of Shares	Amounts	No. of Shares	Amounts
(a)	SHARE OUTSTANDING AT THE BEGINNING OF THE PERIOD	77770	777700	77770	777700
(b)	Add:-ISSUED DURING THE YEAR	-	-	-	-
(c)	SHARE OUTSTANDING AT THE END OF THE PERIOD	77770	777700	77770	777700

B. The Group has only one class of equity shares having a par value of ₹ 10 per share. Each holder of equity share is entitled to one vote per share. The group



M/S. RR INFRA ESTATES PRIVATE LIMITED
NOTES TO AND FORMING PART OF BALANCE SHEET AS AT
31-Mar-2018

NO TE No	S.No	PARTICULARS
----------------	------	-------------

declares and pays dividend in Indian rupees. In the event of liquidation of the company, the holders of equity shares will be entitled to receive the remaining assets of the company in proportion to the number of equity shares held

C. DETAILS OF SHAREHOLDERS HOLDING MORE THAN 5% SHARES

S. No	Particulars	AS AT 31st MARCH 2018		AS AT 31st MARCH 2017	
		No. of Shares	% of Holding	No. of Shares	% of Holding
(a)	RR FINANCIAL CONSULTANTS LTD	77770	100%	77770	100%

D DETAILS OF FORFEITED SHARES - NIL

22 OTHER EQUITY:

S. No	Particulars	As at 31/03/2018	As at 31/03/2017	As at 01/04/2016
(a)	RESERVE & SURPLUS	-	-	-
(b)	SECURITY PREMIUM ACCOUNT	75,012,300.00	75,012,300.00	75,012,300.00
(c)	GENERAL RESERVE	-	-	-
(d)	RETAINED EARNING	(40,136,295.00)	(40,134,450.00)	(38,095,898.00)
(e)	EQUITY INSTRUMENTS THROUGH OTHER INSTRUMENTS	-	-	-
(f)	OTHER RESERVES	-	-	-
	TOTAL OTHER EQUITY	34,876,005.00	34,877,850.00	36,916,402.00

S. No	Particulars	As at 31/03/2018	As at 31/03/2017	As at 01/04/2016
(A)	GENERAL RESERVE			
	AT THE BEGINNING OF THE ACCOUNTING PERIOD	-	-	-
	ADDITIONS DURING THE YEAR	-	-	-
	AT THE END OF THE ACCOUNTING PERIOD	-	-	-
(B)	SECURITIES PREMIUM ACCOUNT			
	AT THE BEGINNING OF THE ACCOUNTING PERIOD	75,012,300.00	75,012,300.00	75,012,300.00
	ADDITIONS DURING THE YEAR	-	-	-
	Less:- BONUS SHARES ISSUED	-	-	-
	AT THE END OF THE ACCOUNTING PERIOD	75,012,300.00	75,012,300.00	75,012,300.00
(C)	SURPLUS			
	AT THE BEGINNING OF THE ACCOUNTING PERIOD	(40,134,450.00)	(38,095,898.00)	(34,922,508.00)
	ADDITIONS DURING THE YEAR	(1,845.00)	(2,038,552.00)	(3,173,390.00)
	(BALANCE IN STATEMENT OF PROFIT & LOSS A/C)			
	Less : ALLOCATIONS AND APPROPRIATIONS			
	INTERIM DIVIDEND	-	-	-
	TAX ON DIVIDEND	-	-	-
	AT THE END OF THE ACCOUNTING PERIOD	(40,136,295.00)	(40,134,450.00)	(38,095,898.00)
(D)	EQUITY THROUGH OTHER COMPREHENSIVE INCOME			
	OPENING BALANCE	-	-	-
	ADDITIONS/DELETION DURING THE YEAR	-	-	-
	CLOSING BALANCE	-	-	-
	GRAND TOTAL (A+B+C+D)	34,876,005.00	34,877,850.00	36,916,402.00

NON CURRENT LIABILITIES

23 BORROWINGS

S. No	Particulars	As at 31/03/2018	As at 31/03/2017	As at 01/04/2016
(a)	SECURED			
	(a.) BONDS/DEBENTURES	-	-	-
	(b.) TERM LOANS	-	-	-
	(c.) LOAN FROM RELATED PARTIES	-	-	-
	(d.) OTHER LOANS & ADVANCES	-	-	-
(b)	UNSECURED			
	(a.) BONDS/DEBENTURES	-	-	-
	(b.) TERM LOANS	-	-	-
	(c.) LOAN FROM RELATED PARTIES	158,503,256.00	158,293,256.00	156,199,256.00
	(d.) OTHER LOANS & ADVANCES	-	-	-
	TOTAL	158,503,256.00	158,293,256.00	156,199,256.00

24 NON CURRENT TRADE PAYABLES

S. No	Particulars	As at 31/03/2018	As at 31/03/2017	As at 01/04/2016
-------	-------------	------------------	------------------	------------------



M/S. RR INFRA ESTATES PRIVATE LIMITED
NOTES TO AND FORMING PART OF BALANCE SHEET AS AT
31-Mar-2018

NO TE No	S.No	PARTICULARS			
	(a)	SUNDRY CREDITORS	-	-	-
	(b)	DUE TO SUBSIDIARIES	-	-	-
	(c)	DUE TO OTHERS	-	-	-
		TOTAL	-	-	-

25 OTHER NON CURRENT FINANCIAL LIABILITIES

S. No	Particulars	As at 31/03/2018	As at 31/03/2017	As at 01/04/2016
(a)	DEPOSITS	-	-	-
(b)	SECURITY DEPOSITS FROM RELATED PARTIES	-	-	-
	TOTAL	-	-	-

26 DEFERRED TAX LIABILITIES (NET)

S. No	Particulars	As at 31/03/2018	As at 31/03/2017	As at 01/04/2016
(a)	DEFERRED TAX LAIBILITIES	-	-	-
	TOTAL	-	-	-

27 LONG-TERM PROVISIONS

No	Particulars	As at 31/03/2018	As at 31/03/2017	As at 01/04/2016
a)	PROVISIONS FOR EMPLOYEE BENEFITS	-	-	-
(b)	OTHERS	-	-	-
	TOTAL	-	-	-

28 OTHER NON CURRENT LIABILITIES

S. No	Particulars	As at 31/03/2018	As at 31/03/2017	As at 01/04/2016
(a)	ADVANCES FROM SUBSIDIARY	-	-	-
(b)	ADVANCES FROM OTHERS	-	-	-
(c)	SECURITY DEPOSITS FROM RELATED PARTIES	32,000,000.00	32,000,000.00	32,000,000.00
	TOTAL	32,000,000.00	32,000,000.00	32,000,000.00

29 BORROWINGS

S. No	Particulars	As at 31/03/2018	As at 31/03/2017	As at 01/04/2016
(a)	SECURED			
	(a.) BONDS/DEBENTURES	-	-	-
	(b.) TERM LOANS	-	-	-
	(c.) LOAN FROM RELATED PARTIES	-	-	-
	(d.) OTHER LOANS & ADVANCES	-	-	-
		-	-	-
	UNSECURED			
	(a.) BONDS/DEBENTURES	-	-	-
	(b.) TERM LOANS	-	-	-
	(c.) LOAN FROM RELATED PARTIES	-	-	-
	(d.) OTHER LOANS & ADVANCES	-	-	-
		-	-	-
	TOTAL	-	-	-

30 TRADE PAYABLES

S. No	Particulars	As at 31/03/2018	As at 31/03/2017	As at 01/04/2016
(a)	SUNDRY CREDITORS	-	-	-
(b)	DUE TO SUBSIDIARIES	-	-	-
(c)	DUE TO OTHERS	-	-	-
	TOTAL	-	-	-

31 OTHER FINANCIAL LIABILITIES

S. No	Particulars	As at 31/03/2018	As at 31/03/2017	As at 01/04/2016
(a)	SECURITY	-	-	-
(b)	DEPOSITS	-	-	-
(c)	OTHER LAIBILITIES (INCLUDING CREDITORS FOR EXPENSES AND OTHERS)	-	-	-
	TOTAL	-	-	-



M/S. RR INFRA ESTATES PRIVATE LIMITED
NOTES TO AND FORMING PART OF BALANCE SHEET AS AT
31-Mar-2018

NO	TE	S.No	PARTICULARS
----	----	------	-------------

32 **OTHER CURRENT LIABILITIES**

S. No	Particulars	As at 31/03/2018	As at 31/03/2017	As at 01/04/2016
(a)	REVENUE IN ADVANCE	-	-	-
(b)	OTHER ADVANCE	-	-	-
(c)	STATUTORY LIABILITIES	-	-	-
(d)	OTHER LIABILITIES PAYABLE	12,596.00	11,446.00	3,551,446.00
TOTAL		12,596.00	11,446.00	3,551,446.00

33 **CURRENT PROVISIONS**

S. No	Particulars	As at 31/03/2018	As at 31/03/2017	As at 01/04/2016
(a)	PROVISIONS FOR EMPLOYEE BENEFITS	-	-	-
(b)	LIABILITIES OF EXPENSES FOR EXPENSES PROVISION	-	-	-
TOTAL		-	-	-

34 **CURRENT TAX LIABILITIES**

S. No	Particulars	As at 31/03/2018	As at 31/03/2017	As at 01/04/2016
(a)	CURRENT TAX LIABILITIES	-	-	-
TOTAL		-	-	-



M/S. RR INFRA ESTATES PRIVATE LIMITED
NOTES TO AND FORMING PART OF STATEMENT OF PROFIT AND LOSS FOR THE QTR ENDED
31-Mar-2018 (Amount in ₹)

Nate No.	PARTICULARS	31st March 2018	31st March 2017
35	<u>REVENUE FROM OPERATIONS</u>		
	<u>INVESTMENT INCOME</u>		
	INCOME FROM SECURITIES TRADING (NET)	-	-
	BROKERAGE, CONSULTANCY & AUXILLIARY SERVICES	-	-
	OTHER OPERATING REVENUES	-	-
	NET REVENUE FROM OPERATIONS	-	-
36	<u>OTHER INCOME:</u>		
	INTEREST INCOME	-	-
	DIVIDEND INCOME	-	-
	NET GAIN/LOSS ON SALE OF FIXED ASSESTS	-	-
	OTHER NON-OPERATING INCOME	-	-
		-	-
37	<u>EMPLOYEE BENEFIT EXPENSES</u>		
	SALARY AND WAGES	-	-
	DIRECTOR'S REMUNERATIONS	-	-
	CONTRIBUTION TO PROVIDENT FUND & ESI	-	-
	ARREAR PROVIDENT FUND & ESI	-	-
	OTHER EXPENSES	-	-
	WORKERS AND STAFF WELFARE	-	-
	BONUS	-	-
		-	-
38	<u>FINANCIAL COSTS:</u>		
	INTEREST EXPENSES	-	-
	INTEREST TO BANK	-	-
	INTEREST TO PARTIES/DISTRIBUTORS (NET)	-	-
	INTEREST TO BANK ON VEHICLE LOAN	-	-
	INTEREST ON TDS & OTHER TAXES	-	-
	OTHER BORROWING COSTS	-	-
	APPLICABLE NET GAIN/LOSS ON FOREIGN	-	-
	CURRENCY TRANSACTIONS AND TRANSLATIONS	-	-
		-	-
39	<u>DEPRECIATION AND AMORTIZATION EXPENSES:</u>		
	DEPRECIATION	-	-
	PRELIMINARY & PRE-OPERATIVE EXP.WRITTEN OFF	-	-
		-	-



M/S. RR INFRA ESTATES PRIVATE LIMITED
NOTES TO AND FORMING PART OF STATEMENT OF PROFIT AND LOSS FOR THE QTR ENDED
31-Mar-2018 (Amount in ₹)

Date No.	PARTICULARS	31st March 2018	31st March 2017
40	OTHER EXPENSES:		
	ADVERTISEMENT EXPS./BUSINESS PROMOTION EXP.	-	-
	BANK CHARGES	695.00	67.00
	ELECTRICITY, WATER & SANITARY EXPENSES	-	-
	FEE AND PENALTIES	-	-
	GENERAL EXPENSES	-	2,187.00
	INSURANCE	-	-
	LEGAL EXPENSES	-	-
	PRINTING & STATIONARY	-	-
	POSTAGE & COURIER EXP.	-	-
	PROFESSIONAL CHARGES	-	-
	RENT PAID	-	-
	REPAIR & MAINTENANCE EXP.	-	-
	CLAIM AND DAMAGES EXP.	-	-
	SUB BROKERAGE / COMMISSION & INCENTIVES ETC.	-	-
	SUBSCRIPTION/MEMBERSHIP FEES	-	-
	PAYMENT TO AUDIT FEES	1,150.00	-
	TELEPHONE EXP.	-	-
	SECURITY GUARD EXPENSES	-	-
	TOUR AND TRAVELING EXPENSES	-	-
	OFFICE REPAIR	-	-
	VEHICLE RUNNING EXP.	-	-
	COMPUTER REPAIR AND MAINTENANCE	-	-
	TRAVELLING EXPENSES	-	-
	BAD DEBTS WRITTEN OFF	-	-
	NEWS PAPER AND PERIODICALS	-	-
	DIWALI EXPENSES	-	-
	CONVEYANCE	-	-
	LOSS ON SALE OF PROPERTIES	-	2,036,298.00
		1,845.00	2,038,552.00
	PAYMENTS TO AUDITORS		
	PARTICULARS		
(i)	STATUTORY AUDIT FEES	1,150.00	-
	TOTAL	1,150.00	-
42	EARNINGS PER SHARES		
a	Net Profit / (Loss) after tax as per Statement of Profit and Loss attributable to Equity Shareholders (₹)	(1,845.00)	(2,038,552.00)
b	Weighted Average number of Equity Shares used as denominator for calculating EPS	77,770.00	77,770.00
c	Basic and Diluted Earnings per Share (₹)	(0.024)	(26.21)
d	Face Value per Equity Share (₹)	10.00	10.00
43	RELATED PARTY DISCLOSURE		
	As per Ind AS 24, the disclosures of transactions with the related parties given below:		
a	List of Related Parties (as identified and certified by the Management) Parties where control exists		



M/S. RR INFRA ESTATES PRIVATE LIMITED
 NOTES TO AND FORMING PART OF STATEMENT OF PROFIT AND LOSS FOR THE QTR ENDED
 31-Mar-2018 (Amount in ₹)

Note No.	PARTICULARS	31st March 2018	31st March 2017
S.No	Name of the Related Parties		
1	RR FINANCIAL CONSULTANTS		HOLDING
2	RR INVESTORS CAPITAL SERVICES PVT LTD		ASSOCIATE
3	RR EQUITY BROKERS PVT LTD		ASSOCIATE
4	ARIX CONSULTANTS PVT LTD		ASSOCIATE
5	RR FINCAP PVT LTD		ASSOCIATE
6	RR IT SOLUTIONS PVT LTD		ASSOCIATE
7	RR INSURANCE BROKERS PVT LTD		ASSOCIATE
8	LAKSHMI NARAYAN INFRA ESTATES PVT LTD		ASSOCIATE
9	PRIYA DARSHAN REAL ESTATES PVT LTD		ASSOCIATE
10	RR COMMODITY BROKERS PVT LTD		ASSOCIATE
11	RR INFORMATION & INVESTMENT RESEARCH PVT LTD		ASSOCIATE
12	RR INVESTORS DISTRIBUTION COMPANY PVT LTD		ASSOCIATE
13	RR INVESTOR SECURITIES TRADING PVT LTD.		ASSOCIATE
14	RR INVESTORS RETAIL SERVICES PVT LTD		ASSOCIATE
15	RR LAND ESTATES PVT LTD		ASSOCIATE

S.No	Key Management Personal	
1	PRIYANKA SINGH	DIRECTOR
2	RAJAT PRASAD	DIRECTOR

b Transaction during the year with related parties

S.No	Nature of Transaction	(` in Lakhs)			
		31st March 2018		31st March 2017	
		Holding Co.	Subsidiaries	Holding Co.	Subsidiaries
1	Amount Due from us as at	1585.42	0.78	1582.15	0.78
2	Amount Due to us as at	0	76.65	0	74.55
2	Security Deposit due to us	-	32.00	-	32.00

44 Contingent Liabilities and Commitments

(to be extent not provided for)

(i) Contingent liabilities shall be classified as:

(a) Claims against the company not acknowledged as debts;	Nil
(b) Guarantees;	Nil
(d) Other money for which the company is contingently liable	Nil

(ii) Commitments shall be classified as:

(a) Estimated amount of contracts remaining to be executed on capital account and not provided for;	Nil
(b) Uncalled liability on shares and other investments partly paid;	Nil
(c) Other commitments (specify nature)	Nil

45 INCOME TAX EXPENSES

(a) Income Tax Expenses

Current Tax:

Current Income Tax for the year

Adjustments for current tax of Prior Periods

(A)

2017-18

2016-17

	-	-
	-	-
	-	-

Deferred Tax



M/S. RR INFRA ESTATES PRIVATE LIMITED
NOTES TO AND FORMING PART OF STATEMENT OF PROFIT AND LOSS FOR THE QTR ENDED
31-Mar-2018 (Amount in ₹)

Nate No.	PARTICULARS	31st March 2018	31st March 2017
	Decrease/(increase) in deferred tax asset	-	-
	Decrease/(increase) in deferred tax liabilities	-	-
	Unused tax(credit)[Mat credit entitlement]	-	-
	Unused tax(credit)/reversal[Mat credit entitlement] of prior periods	-	-
	(B)	-	-
	(A) + (B)	-	-

(b) Reconciliation of tax expenses and the accounting profit multiplied by India domestic tax rate for March 31 2017 and March 2018

Accounting Profit Before Income tax expenses	(1,845.00)	(2,038,552.00)
Tax at Indian tax rate of 19.055% (Company paid tax under section 115JB)	-	-
Tax effect of :		
Non Deduction tax expenses	-	-
Tax effects of amounts which are not deductible in calculating taxable income	-	-
Dividend Income	-	-
Capital Receipt	-	-
Other items	-	-
Tax relating to earlier years	-	-
Deferred tax liabilities	-	-
MAT Credit Entitlement	-	-
Income tax Expenses	-	-

46 FINANCIAL INSTRUMENT

The significant accounting policies, including the criteria for recognition, the basis of measurement and the basis on which income and expenses are recognized, in respect of each class of financial asset, financial liability and equity instrument are disclosed in note 2(i) to the financial statements.

(a) Financial assets and liabilities

The carrying value of financial instruments by categories as at March 31, 2018 is as follows

Particulars	(₹ lakhs)			
	Fair value through profit & loss	Fair value through OCI	Amortised Cost	Total Carrying Value
Financial Assets				
Cash and cash equivalents	-	-	1.09	1.09
Bank deposits	-	-	-	-
Earmarked balances with banks	-	-	-	-
Investments	-	-	137.38	137.38
Trade receivables	-	-	-	-
Loans	-	-	76.65	76.65
Inventories	-	-	-	-
Other financial assets	-	-	-	-
Total	-	-	215.12	215.12
Financial liabilities				
Trade payables	-	-	-	-
Borrowings	-	-	-	-
Other financial liabilities	-	-	-	-
Total	-	-	-	-

The carrying value of financial instruments by categories as at March 31, 2017 is as follows



M/S. RR INFRA ESTATES PRIVATE LIMITED
 NOTES TO AND FORMING PART OF STATEMENT OF PROFIT AND LOSS FOR THE QTR ENDED
 31-Mar-2018 (Amount in ₹)

Note No.	PARTICULARS	31st March 2018	31st March 2017
----------	-------------	-----------------	-----------------

Particulars	(₹ lakhs)			
	Fair value through profit & loss	Fair value through OCI	Amortised Cost	Total Carrying Value
Financial Assets				
Cash and cash equivalents	-	-	1.10	1.10
Bank deposits	-	-	-	-
Earmarked balances with banks	-	-	-	-
Investments	-	-	137.38	137.38
Trade receivables	-	-	-	-
Loans	-	-	74.55	74.55
Inventories	-	-	-	-
Other financial assets	-	-	-	-
Total	-	-	213.03	213.03
Financial liabilities				
Trade payables	-	-	-	-
Borrowings	-	-	-	-
Other financial liabilities	-	-	-	-
Total	-	-	-	-

The carrying value of financial instruments by categories as at April 1, 2016 is as follows

Particulars	(₹ lakhs)			
	Fair value through profit & loss	Fair value through OCI	Amortised Cost	Total Carrying Value
Financial Assets				
Cash and cash equivalents	-	-	1.12	1.12
Bank deposits	-	-	-	-
Earmarked balances with banks	-	-	-	-
Investments	-	-	137.38	137.38
Trade receivables	-	-	-	-
Loans	-	-	74.55	74.55
Inventories	-	-	-	-
Other financial assets	-	-	-	-
Total	-	-	213.05	213.05
Financial liabilities				
Trade payables	-	-	-	-
Borrowings	-	-	-	-
Other financial liabilities	-	-	-	-
Total	-	-	-	-

Fair value Hierarchy

Level 1 - Quoted prices (unadjusted) in active markets for identical assets or liabilities that the entity can access at the measurement date.

Level 2 - Inputs other than quoted prices included within Level 1 that are observable for the assets or liability, either directly (i.e. as prices) or indirectly (i.e. derived from prices).

Level 3 - Inputs for the assets and liabilities that are not based on observable market data (unobservable inputs).



M/S. RR INFRA ESTATES PRIVATE LIMITED
NOTES TO AND FORMING PART OF STATEMENT OF PROFIT AND LOSS FOR THE QTR ENDED
31-Mar-2018 (Amount in ₹)

Date No.	PARTICULARS	31st March 2018	31st March 2017
----------	-------------	-----------------	-----------------

The following table provides the fair value measurement hierarchy of the company's assets and liabilities are measured at fair value in balance sheet.

(₹ lakhs)

PARTICULARS	Fair Value Heirarchy as at 31st March 2018		
	Level 1	Level 2	Level 3
Investment in quoted equity instruments	-	-	-
Investment in unquoted equity instruments	-	-	-
Unquoted Debentures	-	-	-
Quoted Debentures/ Securities	-	-	-
Total	-	-	-

(₹ lakhs)

PARTICULARS	Fair Value Heirarchy as at 31st March 2017		
	Level 1	Level 2	Level 3
Investment in quoted equity instruments	-	-	-
Investment in unquoted equity instruments	-	-	-
Unquoted Debentures	-	-	-
Quoted Debentures/ Securities	-	-	-
Total	-	-	-

(₹ lakhs)

PARTICULARS	Fair Value Heirarchy as at 31st March 2016		
	Level 1	Level 2	Level 3
Investment in quoted equity instruments	-	-	-
Investment in unquoted equity instruments	-	-	-
Unquoted Debentures	-	-	-
Quoted Debentures/ Securities	-	-	-
Total	-	-	-

The fair value of financial instruments have been calculated in reference to the intermediate market rate of the stocks available.

FINANCIAL RISK MANAGEMENT OBJECTIVES AND POLICIES



M/S. RR INFRA ESTATES PRIVATE LIMITED
NOTES TO AND FORMING PART OF STATEMENT OF PROFIT AND LOSS FOR THE QTR ENDED
31-Mar-2018 (Amount in ₹)

Note No.	PARTICULARS	31st March 2018	31st March 2017
----------	-------------	-----------------	-----------------

The company's principal financial liabilities, comprise of loans and borrowing, trade and other payables. The main purpose of these financial liabilities is to finance the company operations. The company financial assets include loans, trade and other receivables, cash and cash equivalents that derive directly from its operations.

The company is exposed to market risk, interest rate risk, credit risk and liquidity risk. The company's senior management oversees the management of these risks.

Market risk

Market risk is the risk that the fair value or future cash flows of a financial instrument will fluctuate due to changes in market prices. Such changes in the value of financial instruments may results from changes in the interest rate risk, credit, liquidity and other market changes.

Interest rate risk

Interest rate risk is the risk that the fair value or future cash flow of financial instruments will fluctuate because of changes in market interest rates.

Credit risk:

Credit risk is the risk that counterparty will not meet its obligations under a financial instruments or customer contracts, leading to a financial loss. The company is exposed to credit risk from its operating activities(primarily trade receivable) and from its investing activities and financial institutions and other financial instruments.

Liquidity risk:

Liquidity risk is the risk that an entity will have difficulties in paying its financial liabilities. The objective of liquidity risk management is to maintain sufficient liquidity and ensure that funds are available for use as per requirements.



47 RECONCILIATION BETWEEN PREVIOUS GAAP AND IND AS

i) Reconciliation of total equity as at 31.03.2017 and 01.04.2016

(₹ in Lakhs)

PARTICULARS	As at 31.03.2017	As at 01.04.2016
Total equity (shareholder's funds) as per previous GAAP	-	-
Adjustments:		
Valuation of inventory at Fair Value	-	-
Tax Adjustments	-	-
Total Equity as per Ind AS	-	-

ii) Reconciliation of total comprehensive income for the year ended 31.03.2017

(₹ in Lakhs)

Particulars	2017
Profit after tax as per previous GAAP	-
Adjustments :	
Other Comprehensive Income(net of tax)	-
i. Items that will not be reclassified to profit and loss	-
Total comprehensive income as per Ind AS	-

iii) Reconciliation of statement of cash flow

There are no material adjustments to the statements of cash flows as reported under the previous GAAP.

48 TRANSITION TO IND AS

These are the company first financial statements prepared in accordance with Ind AS. The company has adopted all the Ind AS and the adoption was carried out in accordance with Ind AS 101 First time adoption of indian accounting standards. The transition was carried out from Generally Accepted Accounting principles in India(Indian GAAP) as prescribed under section 133 of the act, read with rule Rule 7 of the companies(Accounts) Rules,2014 which was the previous GAAP.

1. Explanation of transition to Ind AS

In preparing the financial statements, the company has applied the below mentioned optional exemptions and mandatory exceptions

(a) **Business combination exemption**

The company has elected to apply the requirements of Ind AS 103 " Business Combinations" prospectively to business combinations on or after the date of transition (1st April 2016). Pursuant to the exemption, goodwill arising from business combination has been stated at the carrying amount under previous GAAP.

(b) **Property, plant and equipments and intangible assets**

The company has elected to use the exemption available under Ind AS 101 to continue the carrying value for all of its property, plant and equipments, investment properties and intangible assets as recognised in the financial statements as at the date of transition to Ind AS, measured as per the previous GAAP and use that as its deemed cost as at the date of transition (1st April 2016).

(c) **Investment in equity shares other than Subsidiaries, Joint Ventures and Associates**

The company has designated its investments in equity shares other than Subsidiaries, Joint Ventures and Associates held as at 1st April 2016 as fair value through other comprehensive income based on the facts and circumstances at the date of transition to Ind AS.

(d) **Investment in Subsidiaries, Joint Ventures and Associates**

The company has elected to use the exemption to measure all investments in subsidiaries, joint Ventures and Associates as recognised in the financial statements as at the date of transition to Ind AS, measured as per previous GAAP and use that as its deemed cost as at the date of transition(1st April 2016).



RECONCILIATION OF BALANCE SHEET AS ON 1 APRIL 2016 (DATE OF TRANSITION TO IND-AS)

Particulars	Foot Note	Previous GAAP	Adjustments	Ind AS
ASSETS				
NON-CURRENT ASSETS				
(a) PROPERTY PLANT AND EQUIPMENTS	1	208,059,497.00	-	208,059,497.00
(b) CAPITAL WORK IN PROGRESS		-	-	-
(c) GOODWILL		-	-	-
(d) INTANGIBLE ASSETS		-	-	-
FINANCIAL ASSETS				
(i) INVESTMENTS		13,737,896.00	-	13,737,896.00
(ii) LOANS	1	7,535,396.00	80,000.00	7,455,396.00
(ii) TRADE RECEIVABLES		-	-	-
(iv) OTHER FINANCIAL ASSETS		-	-	-
(f) DEFERRED TAX ASSETS (NET)		-	-	-
(g) OTHER CURRENT TAX ASSETS(NET)		-	-	-
(h) OTHER NON-CURRENT ASSETS	1	-	(80,000.00)	80,000.00
TOTAL NON CURRENT ASSETS (i)		229,332,789.00	-	229,332,789.00
CURRENT ASSETS				
(a) INVENTORIES		-	-	-
FINANCIAL ASSETS				
(i) INVESTMENTS		-	-	-
(ii) TRADE RECEIVABLES		-	-	-
(iii) CASH AND CASH EQUIVALENTS		112,015.00	-	112,015.00
(iv) BANK BALANCE OTHER THAN (iii) ABOVE		-	-	-
(v) LOANS		-	-	-
(vi) OTHER FINANCIAL ASSETS		-	-	-
(c) CURRENT TAX ASSETS(NET)		-	-	-
(d) OTHER CURRENT ASSETS		-	-	-
TOTAL CURRENT ASSETS(ii)		112,015.00	-	112,015.00
TOTAL ASSETS (i+ii)		229,444,804.00	-	229,444,804.00
EQUITY AND LIABILITIES				
EQUITY				
(a) EQUITY SHARE CAPITAL		777,700.00	-	777,700.00
(b) OTHER EQUITY		36,916,402.00	-	36,916,402.00
TOTAL EQUITY (i)		37,694,102.00	-	37,694,102.00
LIABILITIES				
NON-CURRENT LIABILITIES				
FINANCIAL LIABILITIES				
(i) LONG TERM BORROWINGS		156,199,256.00	-	156,199,256.00
(ii) TRADE PAYABLES		-	-	-
(iii) OTHER FINANCIAL LIABILITIES		-	-	-
(b) DEFERRED TAX LIABILITIES (NET)		-	-	-
(c) LONG-TERM PROVISIONS		-	-	-
(d) OTHER NON CURRENT LIABILITIES		32,000,000.00	-	32,000,000.00
TOTAL NON CURRENT LIABILITIES (ii)		188,199,256.00	-	188,199,256.00
CURRENT LIABILITIES				
FINANCIAL LIABILITIES				
(i) BORROWINGS		-	-	-
(ii) TRADE PAYABLES		-	-	-
(iii) OTHER FINANCIAL LIABILITIES		-	-	-
(b) OTHER CURRENT LIABILITIES		3,551,446.00	-	3,551,446.00
(c) CURRENT PROVISIONS		-	-	-
(d) CURRENT TAX LIABILITIES		-	-	-
TOTAL CURRENT LIABILITIES(iii)		3,551,446.00	-	3,551,446.00
TOTAL EQUITY AND LIABILITIES(i+ii+iii)		229,444,804.00	-	229,444,804.00



RECONCILIATION OF BALANCE SHEET AS ON 31 MARCH 2017.

Particulars	Foot Note	Previous GAAP	Adjustments	Ind AS
ASSETS				
NON-CURRENT ASSETS				
(a) PROPERTY PLANT AND EQUIPMENTS	1	204,577,199.00	-	204,577,199.00
(b) CAPITAL WORK IN PROGRESS		-	-	-
(c) GOODWILL		-	-	-
(d) INTANGIBLE ASSETS		-	-	-
(e) FINANCIAL ASSETS				
(i) INVESTMENTS		13,737,896.00	-	13,737,896.00
(ii) LOANS	1	7,535,396.00	80,000.00	7,455,396.00
(iii) TRADE RECEIVABLES		-	-	-
(iv) OTHER FINANCIAL ASSETS		-	-	-
(e) DEFERRED TAX ASSETS (NET)		-	-	-
(f) OTHER CURRENT TAX ASSETS(NET)		-	-	-
(g) OTHER NON-CURRENT ASSETS	1	-	(80,000.00)	80,000.00
TOTAL NON CURRENT ASSETS (i)		225,850,491.00	-	225,850,491.00
CURRENT ASSETS				
(a) INVENTORIES		-	-	-
(b) FINANCIAL ASSETS				
(i) INVESTMENTS		-	-	-
(ii) TRADE RECEIVABLES		-	-	-
(iii) CASH AND CASH EQUIVALENTS		109,761.00	-	109,761.00
(iv) BANK BALANCE OTHER THAN (iii) ABOVE		-	-	-
(v) LOANS		-	-	-
(vi) OTHER FINANCIAL ASSETS		-	-	-
(c) CURRENT TAX ASSETS(NET)		-	-	-
(d) OTHER CURRENT ASSETS		-	-	-
TOTAL CURRENT ASSETS(ii)		109,761.00	-	109,761.00
TOTAL ASSETS (i+ii)		225,960,252.00	-	225,960,252.00
EQUITY AND LIABILITIES				
EQUITY				
(a) EQUITY SHARE CAPITAL		777,700.00	-	777,700.00
(b) OTHER EQUITY		34,877,850.00	-	34,877,850.00
TOTAL EQUITY (i)		35,655,550.00	-	35,655,550.00
LIABILITIES				
NON-CURRENT LIABILITIES				
(a) FINANCIAL LIABILITIES				
(i) LONG TERM BORROWINGS		158,293,256.00	-	158,293,256.00
(ii) TRADE PAYABLES		-	-	-
(iii) OTHER FINANCIAL LIABILITIES		-	-	-
(b) DEFERRED TAX LIABILITIES (NET)		-	-	-
(c) LONG-TERM PROVISIONS		-	-	-
(d) OTHER NON CURRENT LIABILITIES		32,000,000.00	-	32,000,000.00
TOTAL NON CURRENT LIABILITIES (ii)		190,293,256.00	-	190,293,256.00
CURRENT LIABILITIES				
(a) FINANCIAL LIABILITIES				
(i) BORROWINGS		-	-	-
(ii) TRADE PAYABLES		-	-	-
(iii) OTHER FINANCIAL LIABILITIES		-	-	-
(b) OTHER CURRENT LIABILITIES		11,446.00	-	11,446.00
(c) CURRENT PROVISIONS		-	-	-
(d) CURRENT TAX LIABILITIES		-	-	-
TOTAL CURRENT LIABILITIES(iii)		11,446.00	-	11,446.00
TOTAL EQUITY AND LIABILITIES(i+ii+iii)		225,960,252.00	-	225,960,252.00



RECONCILIATION OF PROFIT OR LOSS FOR THE YEAR ENDED 31 MARCH 2017

Particulars	Foot Note	Previous GAAP	Adjustments	IND AS
REVENUE FROM OPERATIONS				
I. REVENUE FROM OPERATIONS		-	-	-
II. OTHER INCOME		-	-	-
III. TOTAL REVENUE (I+II)		-	-	-
IV. EXPENSES:				
a) EMPLOYEE BENEFITS EXPENSES		-	-	-
b) FINANCE COSTS		-	-	-
c) DEPRECIATION AND AMORTIZATION EXPENSE		-	-	-
d) OTHER EXPENSES		2,038,552.00	-	2,038,552.00
TOTAL EXPENSES		2,038,552.00	-	2,038,552.00
V. PROFIT BEFORE EXCEPTIONAL ITEMS & TAXES (III-IV)		(2,038,552.00)	-	(2,038,552.00)
VI. EXCEPTIONAL ITEMS		-	-	-
VII. PROFIT BEFORE TAX (V-VI)		(2,038,552.00)	-	(2,038,552.00)
VIII. TAX EXPENSE				
CURRENT TAX		-	-	-
EARLIER YEARS TAX		-	-	-
DEFERRED TAX		-	-	-
IX. PROFIT (LOSS) FOR THE PERIOD FROM X. OTHER COMPREHENSIVE INCOME		(2,038,552.00)	-	(2,038,552.00)
Items that will not be reclassified to profit & loss		-	-	-
Income tax relating to items reclassified to profit & loss		-	-	-
OTHER COMPREHENSIVE INCOME FOR THE YEAR NET OF XI. TOTAL COMPREHENSIVE INCOME FOR THE PERIOD (IX+X)		(2,038,552.00)	-	(2,038,552.00)

Notes to Reconciliation

1. Recognition of assets and liabilities as per Ind AS definition of financial instruments.

49 SEGMENT REPORTING

As per the management all fees are received from Real Estate. Therefore in accordance with Indian accounting standard 108 on segment reporting, financial services is the only reportable business segment and cannot be segregated. In the circumstances segment information required by Ind AS 108 of the Institute of Chartered Accountants of India, is not applicable.

50 MICRO, SMALL AND MEDIUM ENTERPRISES DEVELOPMENT Act, 2006

On the basis of information and record available with the Management, the following disclosure pursuant to the above Act are made for the amounts due to the Micro and Small Enterprises, who have registered with the competent authorities:

Particulars	(Amount in ₹)	
	2017-18	2016-17
The principal amount and the interest due thereon remaining unpaid to any Micro / Small Supplier	Nil	Nil
The interest by the buyer as above, alongwith the amount of payment made beyond the appointed date during each accounting year	Nil	Nil
The amount of interest due and payable for the period of delay in making payment (which has been paid but beyond the appointed day during the year) but without adding the interest.	Nil	Nil
The amount of interest accrued and remaining unpaid at the end of each accounting year	Nil	Nil
The amount of further interest remaining due and payable even in the succeeding years, until such date when the interest dues as above are actually paid to the Small / Micro Enterprises	Nil	Nil



49 DEFERRED TAX

In view of substantial carried forward losses and no taxable income for the current year and due to uncertainty with the future taxable income, the management has not provided/accounted for deferred tax liability/assets in terms of Indian accounting standard (IND AS-12) on "Income Taxes" issued by the Institute of Chartered Accountants of India apply from the current year.

50 FOREIGN CURRENCY TRANSACTION

Expenditure incurred in Foreign Currency
Income in foreign currency
Other information

Nil
Nil
Nil

51 In the opinion of the Board of Directors, all assets other than fixed assets have a value on realization in the ordinary course of Business at least equal to the amount at which they are stated unless specified otherwise.

52 Parties accounts whether is debit or credit are subject to reconciliation and confirmation.

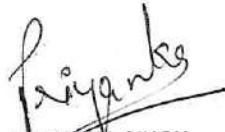
53 Inoperative Bank balances whether in debit or credit are subject to confirmation and reconciliation.

54 Previous year figures are regrouped and rearrange wherever necessary so as to make them comparable with those of the current year.

FOR AND ON BEHALF OF THE BOARD OF DIRECTORS



RAJAT PRASAD
(Director)
DIN NO.00062612



PRIYANKA SINGH
(Director)
DIN NO 053435046

AUDITOR'S REPORT
SIGNED IN TERMS OF OUR SEPARATE
REPORT OF EVEN DATE.

FOR: SANDEEP RAMESH GUPTA & CO
(Chartered Accountants)
Firm Regn No.011984N



SANDEEP GUPTA
(Partner)
(Membership No.90039)

PLACE: NEW DELHI
DATED: 29/05/2018